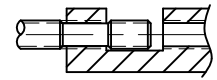


COMPUTER GENERATED DRAWING MANUAL CHANGES PROHIBITED

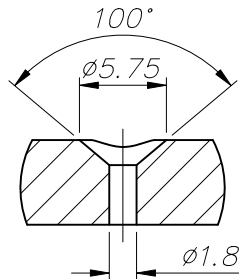
NOTES:

- 1- ALL DIMENSIONS ARE IN MM.
- 2- MATERIAL:
 - a) WEDGES AND SHAFT ARE AL6061-T6.
 - b) SCREW, SQUARE WASHER, LOCK WASHER AND SPIRAL PIN ARE CORROSION RESISTANT STEEL.
- 3- FINISH:
 - a) WEDGES AND SHAFT: SEE TABLE 1.
 - b) SCREW, SQUARE WASHER, LOCK WASHER AND SPIRAL PIN: PASSIVATED IN ACCORDANCE WITH AMS2700F.
- 4- WEIGHT IS INDICATED IN TABLE 2.

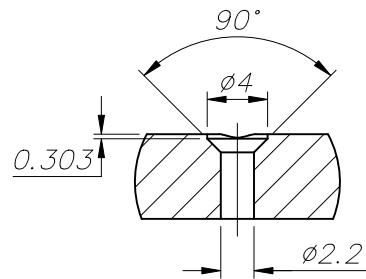
REVISIONS				
ZONE	REV.	DESCRIPTION	DATE	APPROVED
	1	PROTOTYPE	20.03.2020	
	6	ADDED UNIFIED THREAD OPTION ADDED HEX SOCKET WIDTH CHANGED PASSIVATION STANDARD	21.03.2024	



DETAIL "H"
Captive Screw



DETAIL "HV2"
CSK-THRU Hole
Scale 2:1



DETAIL "HV3"
CSK-THRU Hole
Scale 2:1

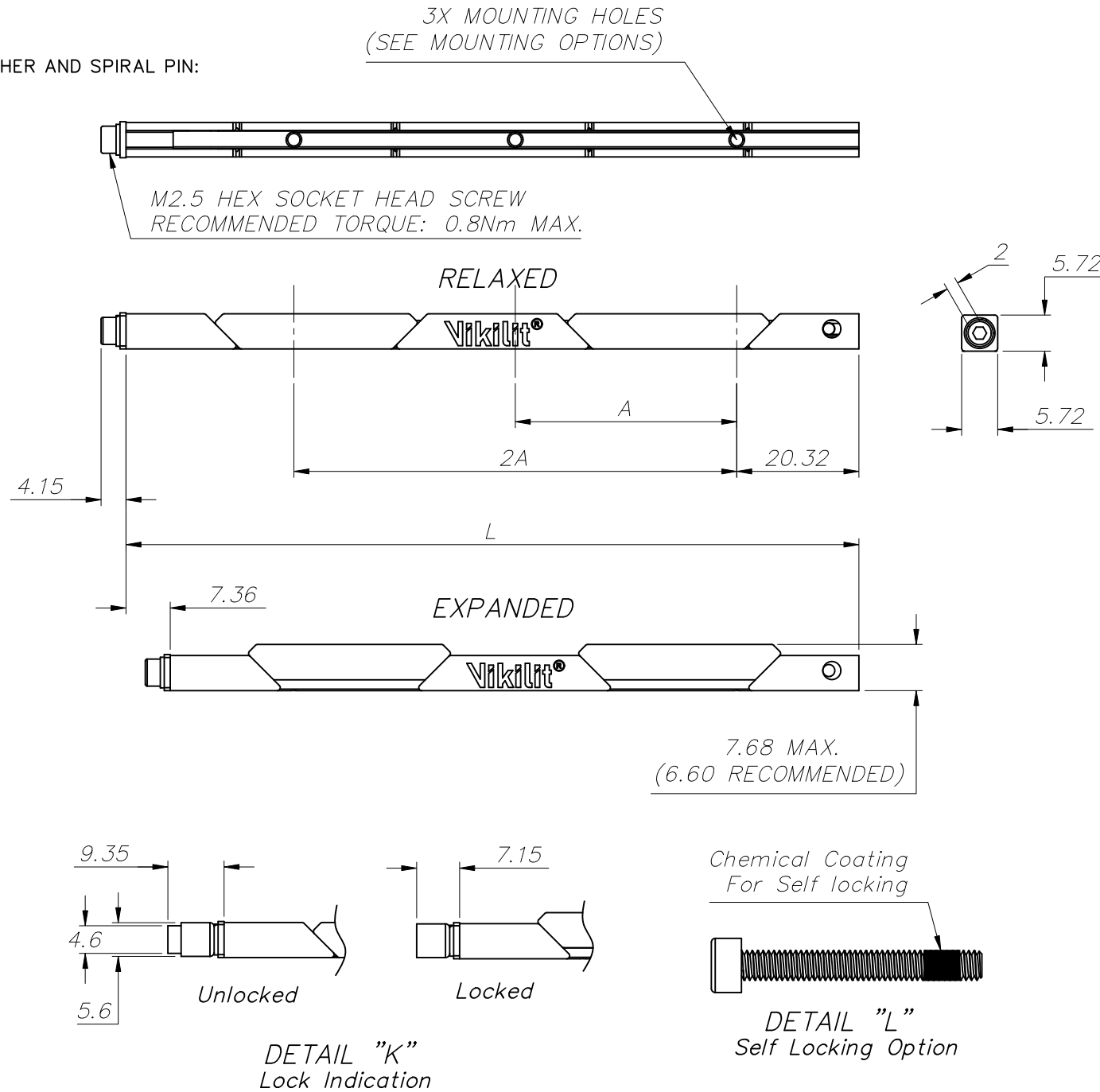


TABLE 2

ASSEMBLY LENGHT CODE	L±1	A	WEIGHT (gr)
072*	71.12	11.43	6.1
085*	83.82	17.78	7.1
099	96.52	24.13	8.1
112	109.22	30.48	9.1
125	121.92	36.83	10.1
138	134.62	43.18	11.1
150	147.32	49.53	12.1
170	172.72	62.23	14.3
180	177.55	64.64	16

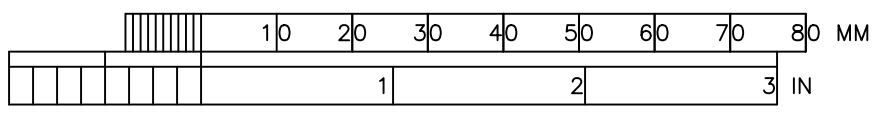
*: THREE WEDGE DESIGN

TABLE 1

Options: **V572LP - B - D - A - 125 - M25 - L**

MANUFACTURER TYPE CODE		
No Lock Indicator	B	
Lock Indicator	(See Detail K)	K
Standard Screw	D	
Captive Screw	(See Detail H)	H
Black Anodize per MIL-A-8625 Type II, Class 2	A	
Hard Black Anodize per MIL-A-8625 Type III, Class 2	HA	
Electroless Nickel per MIL-C-26074 Class 4, Grade B, Bright	EN	
Chromate per MIL-DTL-5541, Class 1A, Yellow	C	
Assembly Lenght Code	(See Table 2)	
Mounting Options	M2.5x0.45 Tapped Hole	M25
	M2x0.4 Tapped Hole	M20
	Thru Hole (Detail "HV2")	(See Detail HV2) HV2
	Thru Hole (Detail "HV3")	(See Detail HV3) HV3
	2-56 Tapped Hole	UN2
	0-80 Tapped Hole	UN0
Self Locking Patch	(See Detail L)	L
None		N

PRINTS OF THIS DRAWING MAY BE REDUCED IN SIZE TO COMPARE WITH ORIGINAL, CHECK WITH SCALE BELOW.



UNLESS OTHERWISE SPECIFIED DIMENSIONS ARE IN MM		CONTRACT NO. --		Harp Savunma Sistemleri San. ve Tic. A.Ş. Bilkent Cyberpark, Cyber Plaza B Blok, No:216 Çankaya/Ankara	
TOLERANCES ON		DRAFTS			
FRACTIONS ±		DFT SUPV		V572LP SERIES	
GENERAL X.X ±0.2		ENGR			
X.XX ±0.10		CHECK			
REMOVE ALL BURRS		APPD ME			
MATERIAL:		STAFF ENGR.		SIZE FSCM NO. DWG NO.	
SEE NOTE 2		QA/QC		A3 -- HARP-VK-110	
FINAL PROTECTIVE FINISH:		MFG(FAB)		SCALE 1/1 UNIT mm	
SEE NOTE 3		PROD ENG		SHEET 1 OF 1	
NEXT ASSY	USED ON	APPLICATION		REV. 6	