

NOTES:

- 1- ALL DIMENSIONS ARE IN MM.
- 2- MATERIAL:
 - WEDGES: AL6061-T6.
 - SCREW, PLAIN WASHER, LOCK WASHER AND PRESS FIT INSERT: CORROSION RESISTANT STEEL.
 - LOCK NUT: MS21043-04
- 3- FINISH:
 - WEDGES: SEE TABLE 1.
 - SCREW, PLAIN WASHER, LOCK WASHER AND CLINCH NUT: PASSIVATED IN ACCORDANCE WITH ASTM AMS2700F.
 - LOCK NUT: SILVER PLATE PER AMS2410
- 4- WEIGHT IS INDICATED IN TABLE 2.

COMPUTER GENERATED DRAWING
MANUAL CHANGES PROHIBITED

REVISIONS				
ZONE	REV.	DESCRIPTION	DATE	APPROVED
	1	PROTOTYPE	10.08.2020	
	3	CHANGED UNIFIED THREAD DEFINITION ADDED HEX SOCKET WIDTH ADDED PASSIVATION STANDARD	21.03.2024	

Chemical Coating
For Self locking

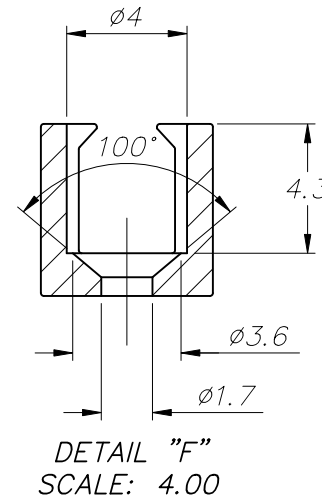
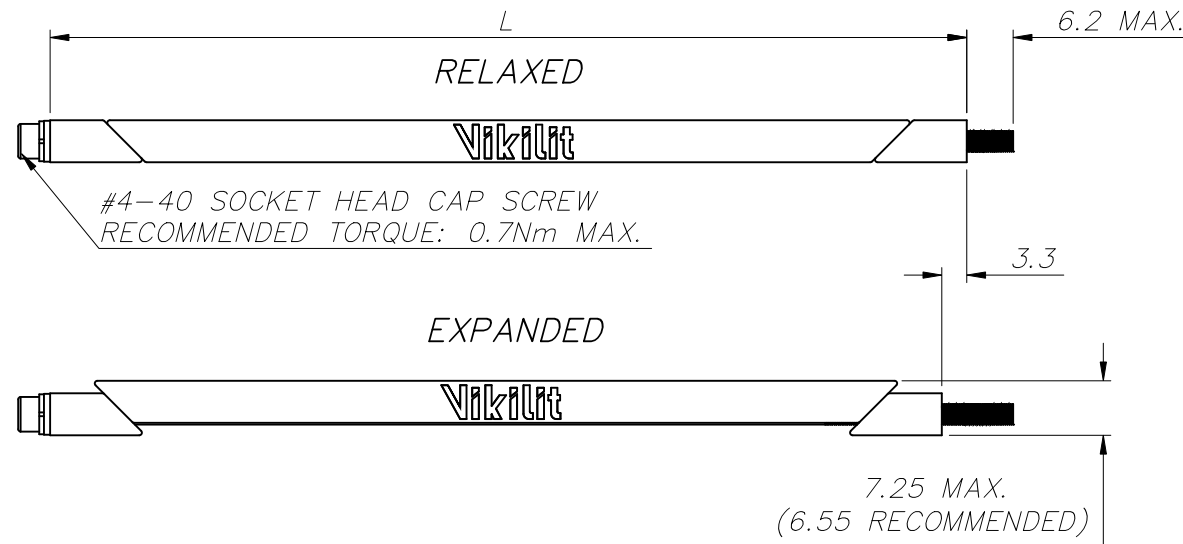
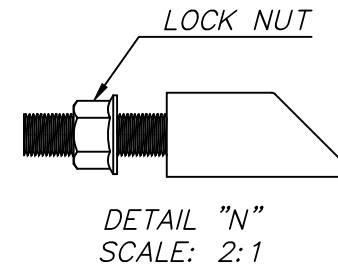
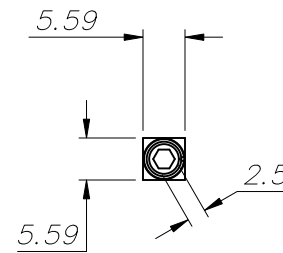
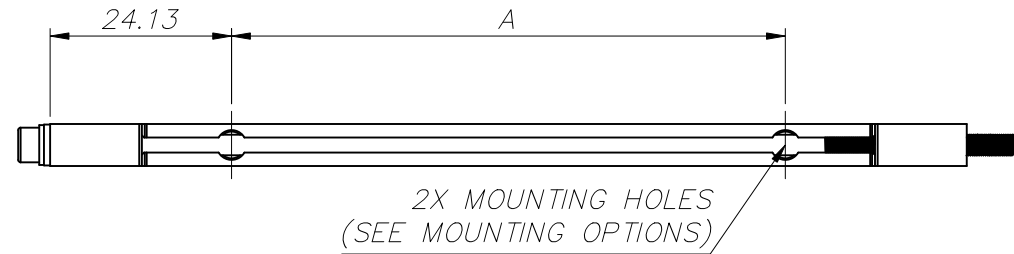
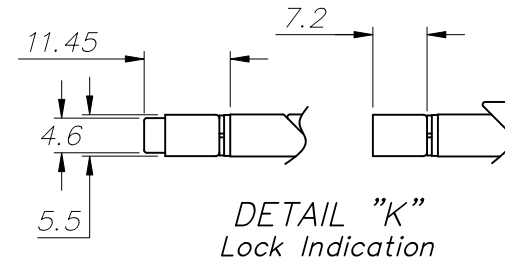
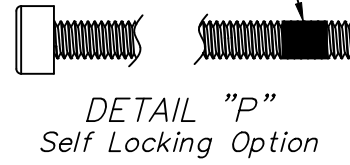


TABLE 2

ASSEMBLY LENGHT CODE	L±1	A	WEIGHT (gr)
2.8	71.12	22.86	8.20
3.3	83.82	35.56	9.40
3.8	96.52	48.26	10.60
4.3	109.22	60.96	11.80
4.8	121.92	73.66	13.00
5.3	134.62	86.36	14.20
5.8	147.32	99.06	15.40
6.3	160.02	111.76	16.60
6.8	172.72	124.46	17.80
7.3	185.42	137.16	19.00
7.8	198.12	149.86	20.20
8.3	210.82	162.56	21.40
8.8	223.52	175.26	22.60

TABLE 1

VS559 - 4.8 - LM25 - N - P

Options:

MANUFACTURER TYPE CODE _____

Assembly Lenght Code _____ (See Table 2)

Black Anodize per MIL-A-8625 Type II, Class 2 _____ A

Hard Black Anodize per MIL-A-8625 Type III, Class 2 _____ HA

Electroless Nickel per MIL-C-26074 Class 4, Grade B, Bright _____ EN

Chromate per MIL-DTL-5541, Class 1A, Yellow _____ L

Mounting Options

- M2.5x0.45 Tapped Hole _____ M25
- M2.0x0.40 Tapped Hole _____ M20
- Thru Hole _____ (See Detail F) - F
- 2-56 Tapped Hole _____ U2
- 0-80 Tapped Hole _____ U0

Lock Nut _____ (See Detail N) - N

Lock Indicator _____ (See Detail K) - K

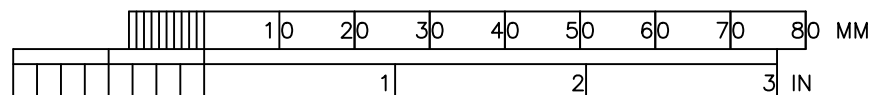
Lock Indicator and Lock Nut _____ NK

None _____ -

Self Locking Patch _____ (See Detail P) - P

None _____ -

PRINTS OF THIS DRAWING MAY BE REDUCED IN SIZE TO COMPARE WITH ORIGINAL, CHECK WITH SCALE BELOW.



UNLESS OTHERWISE SPECIFIED DIMENSIONS ARE IN MM		CONTRACT NO. ---		Bilkent Cyberpark, Cyber Plaza B Blok, No:216 Çankaya/Ankara			
TOLERANCES ON		---					
FRACTIONS ±		DRAFTS		VS559 SERIES HARP-VK-111 REV. 3			
GENERAL X.X ±0.2		DFT SUPV S.YILMAZ					
X.XX ±0.10		ENGR S.YILMAZ					
REMOVE ALL BURRS		CHECK M.YENER					
MATERIAL:		APPD ME					
SEE NOTE 2		EE					
FINAL PROTECTIVE FINISH:		STAFF ENGR.		SIZE	FSCM NO.	DWG NO.	REV.
SEE NOTE 3		QA/QC		A3	---	HARP-VK-111	3
NEXT ASSY	USED ON	MFG(FAB)		SCALE	1/1	UNIT	mm
APPLICATION		PROD ENG		SHEET		1 OF 1	